

# Low Yield Legislation

## The Effects of EU Legislation on Crop Yields

A summary of Steward Redqueen's Low Yield Reports

### Low Yield Reports

<b>7</b> KEY STAPLE CROPS	<b>38*</b> SPECIALTY CROPS
Researchers analysed the situation in <b>16 COUNTRIES IN THE EU</b>	A study in two phases
	The two phases of the study cover almost half of the total EU production value and extrapolate effects to the EU level

\*This number represents the total for both studies.

## The potential impact of hazard-based legislation:

### YIELD



Certain staple crops - like grapes in Hungary - could face a decrease in yields of up to **66%**

Increase of production costs for staple crops of **12%** on average

Certain specialty crops - like carrots in Finland - could lose the entirety of the yield, experiencing a potential **100%** loss

Reduced farmer profitability of **11%** on average

### EUROPEAN ECONOMY

Due to the different environments in which European farmers operate, there would be a large variation in estimated yield losses per country and per staple crop.

Staple crops would face **yield losses up to 36%**

and an increase **in production costs up to 23%**

It is estimated that more than **1.1 million jobs** in the agricultural sector would be **at risk** of being lost



### TRADE

The EU would have to import **75 MILLION TONS** of staple crops, such as wheat, barley and potatoes

more than **5 MILLION TONS** of grapes from **3<sup>rd</sup> countries**

### OUR ENVIRONMENT

Without the 75 substances, the cultivation of seven staple crops in the EU would result in an additional


**42 MILLION TONS** of CO<sub>2</sub>

*This is an increase of 67% compared to current emission levels.*

Without the 75 substances an additional

**8.4 MILLION HECTARES**



*of land would have to be made available for cultivation.*





## Country-specific highlights from Report II if the farmers' toolbox is preserved:




### BELGIUM




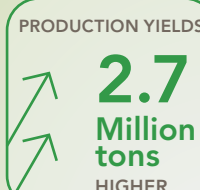
### DENMARK





### FINLAND




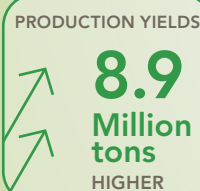
### GREECE



### HUNGARY



### ROMANIA



### SWEDEN



## Country-specific highlights from Report II if the farmers' toolbox is depleted:

